

**Selective**



**Drive-in**



**Cantilever**



**Lo**



**METRO  
RACKS**

# **STORAGE RACKS**



---

**PREMIUM SERIES**





# ADVANTAGES

---

**Manila Office:**

747 Aurora

Boulevard,  
Quezon City

**Telefax:**

727-9490

727-9491

727-6122

**Plant:**

LIIP,  
Mamplisan  
Biñan, Laguna

- Welded upright bracing provides additional support against seismic condition.
- Section is more robust compare to regular series.
- Customization is possible.
- Shorter lead time and partial delivery is possible.
- Shorter installation period.
- Parts are readily available.
- Small orders are possible.
- More color selection.
- Optional welded or bolted bracing.



# LONGSPAN RACK

## Manila Office:

747 Aurora

Boulevard,  
Quezon City

## Telefax:

727-9490

727-9491

727-6122

## Plant:

LIIP,  
Mamplisan  
Biñan, Laguna

- Depending on beam span it carries load from 300kg up to 5000kg.
- Steel or plywood can be used as decking.
- Goods are deposited and withdrawn manually from the shelving.
- Upper access gangways can be provided at different levels that will allow manual access to higher shelves.
- Powder coated finish.



# SELECTIVE RACK

## Manila Office:

747 Aurora

Boulevard,  
Quezon City

## Telefax:

727-9490

727-9491

727-6122

## Plant:

LIIP,  
Mamplisan  
Biñan, Laguna

- Depending on beam span it carries load from 1000kg up to 5000kg.
- This type of rack require pallets to be used as decking.
- Ideal for goods that require first in first out principle.
- Compatible with almost all types of internal handling equipment.
- Adjustable beam height 3" increment to accommodate various load height.
- Simplest and most widely used system.



# CANTILEVER RACK (light duty & heavy duty)

## Manila Office:

747 Aurora  
Boulevard,  
Quezon City

## Telefax:

727-9490  
727-9491  
727-6122

## Plant:

LIIP,  
Mamplisan  
Biñan, Laguna

- Best for long item.
- There are no front column to obstruct valuable storage space.
- Easy access to all items.
- One piece cantilever arms are easily placed or removed without loose parts at any independent level on either side.
- Removable shelves can be placed between arms if required.
- Powder coated finish.



# DRIVE-IN RACK

## Manila Office:

747 Aurora  
Boulevard,  
Quezon City

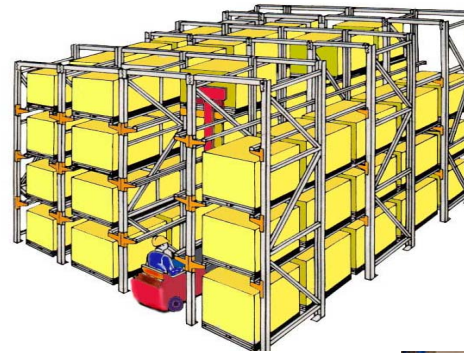
## Telefax:

727-9490  
727-9491  
727-6122

## Plant:

LIIP,  
Mamplasan  
Biñan, Laguna

- Gives high density storage.
- Best for products of similar type stored in large quantities.
- First-in/last-out storage.
- Requires fewer aisles.
- Forklift drives directly into the rack for easy access to the pallet.
- Powder coated finish.



# RACK SUPPORTED MEZZANINE

## Manila Office:

747 Aurora  
Boulevard,  
Quezon City

## Telefax:

727-9490  
727-9491  
727-6122

## Plant:

LIIP,  
Mamplisan  
Biñan, Laguna

- Mezzanine is supported by racks.
- Supporting racks can easily be used for palletized or non-palletized goods.
- Ideal for the storage of light but bulky items.
- Decking for mezzanine can either be steel or plywood.
- Powder coated finish.





# CARTON FLOW RACK

## Manila Office:

747 Aurora

Boulevard,  
Quezon City

## Telefax:

727-9490

727-9491

727-6122

## Plant:

LIIP,  
Mamplasan  
Biñan, Laguna

- Shelves are sloped with "interroll" roller beds enabling goods to move by the force of gravity.
- Used for carton and light products.
- Allow first-in first-out principle.
- Live storage system used in the order picking operations of distribution centers and manufacturing plants.
- Powder coated finish.





**STORAGE**

---

**RACKS**

**REGULAR SERIES**





# ADVANTAGES

---

**Manila Office:**

747 Aurora  
Boulevard,  
Quezon City

**Telefax:**

727-9490  
727-9491  
727-6122

**Plant:**

LIIP,  
Mamplisan  
Biñan, Laguna

- This type of series is more economical than the Premium Series.
- Compatible with Dexion type.
- Offers many designs and types of shelvings to choose from.
- Bolted diagonal support for Upright.
- Parts can be detached individually



# LONGSPAN RACKING

**Manila Office:**

747 Aurora  
Boulevard,  
Quezon City


**Telefax:**

727-9490  
727-9491  
727-6122

**Plant:**

LIIP,  
Mamplisan  
Biñan, Laguna

- It carries load up to 3000kg.
- Locked with butterfly hole structure.
- Convenient for installation.
- Used for bulky items.
- Powder coated finish.



# SELECTIVE RACKING

- It carries load up to 3000kg.
- This type of rack is made of cold rolled special shape steel, with safe and excellent loading capacity.
- Powder coated finish.

**Manila Office:**


747 Aurora  
Boulevard,  
Quezon City

**Telefax:**

727-9490  
727-9491  
727-6122

**Plant:**

LIIP,  
Mamplisan  
Biñan, Laguna



# DRIVE IN RACKING

- Maximize space due to the absence of aisle.
- This type of racking is first in last out storage system.
- Powder coated finish.

**Manila Office:**

747 Aurora  
Boulevard,  
Quezon City

**Telefax:**

727-9490  
727-9491  
727-6122

**Plant:**

LIIP,  
Mamplisan  
Biñan, Laguna



# CANTILEVER RACKING

## Manila Office:

747 Aurora  
Boulevard,  
Quezon City

## Telefax:

727-9490  
727-9491  
727-6122

## Plant:

LIIP,  
Mamplisan  
Biñan, Laguna

- Suitable for storage of long item such as pipes, roofings and shapes steel.
- Side forklift truck and stacking crane are often used for this racking system.
- There are no front columns to obstruct valuable storage spaces.
- Powder coated finish.



# AUTO-SLIDE RACKING

**Manila Office:**

747 Aurora  
Boulevard,  
Quezon City

**Telefax:**

727-9490  
727-9491  
727-6122

**Plant:**

LIIP,  
Mamplisan  
Biñan, Laguna

- This type of racking is suitable for the storage of large amounts of the same kind of fast moving goods.
- It has an automatic free flow.
- Powder coated finish.







# SHELVINGS

---



# SLOTTED ANGLE SHELVING

## Manila Office:

747 Aurora  
Boulevard,  
Quezon City

## Telefax:

727-9490  
727-9491  
727-6122

## Plant:

LIIP,  
Mamplisan  
Biñan, Laguna

- Composed of slotted post that can easily move steel decking with desired height.
- Presentable.
- This kind of rack can carry loads up to 250kg per layer.



# LIGHT DUTY ANGLE STEEL

**Manila Office:**

747 Aurora  
Boulevard,  
Quezon City


**Telefax:**

727-9490  
727-9491  
727-6122

**Plant:**

LIIP,  
Mamplisan  
Biñan, Laguna

- Can carry loads up to 250kg per layer.
- Presentable.
- Adjustable steel decking.
- Easily assembled and disassembled.
- Suitable for light weight goods for factories and supermarket.



# LIGHT DUTY RIVET

## Manila Office:

747 Aurora  
Boulevard,  
Quezon City


## Telefax:

727-9490  
727-9491  
727-6122

## Plant:

LIIP,  
Mamplisan  
Biñan, Laguna

- Columns of this type of racking are internally flange and can bear more weight.
- Beams and posts are connected by rivets, no bolts.
- Steel or plywood decking can be used.
- The surface is electrostatically sprayed, decay and rust proof, durable and practical.
- Can carry loads up to 250kg per layer.
- Powder coated finish.



# MEDIUM DUTY RIVET

## Manila Office:

747 Aurora  
Boulevard,  
Quezon City


## Telefax:

727-9490  
727-9491  
727-6122

## Plant:

LIIP,  
Mamplisan  
Biñan, Laguna

- It can carries up to 300kg per layer.
- Decking can be easily detached.
- It connects two sets of shelving using one post.
- The surface is electro statically sprayed, decay and rust proof,durable and practical.
- Beams and posts are connected by rivets,no bolts.
- Powder coated finish.





# **SUPERMARKET SHELVING SERIES**

---



# GONDOLA SHELVING



**Manila Office:**

747 Aurora  
Boulevard,  
Quezon City

**Telefax:**

727-9490  
727-9491  
727-6122

**Plant:**


LIP,  
Mamplisan  
Biñan, Laguna



Wall unit



Plain back panel



Pegboard panel



slatwall panel

## Specifications

Standard Dimensions	Length	L 665mm	L1000m	L1250mm	L1330mm	
	Height	H 1400mm — H 3000mm				
	Depth	200mm	250mm	300mm	370mm	470mm
Back panels	Plain board, Pegboard, Slat wall panel					
Colors	RAL9001 , RAL9006					



# GONDOLA SHELVING

Manila Office:

747 Aurora

Boulevard,

Quezon City

Telefax:


727-9490

727-9491

727-6122

Plant:

LIIP,  
Mampsan  
Biñan, Laguna



Item	Size
Upright	30 x 60 x 2.5mm
	30 x 80 x 2.5mm
	30 x 90 x 2.5mm
<b>H 1200 - H 3000</b>	



Base leg	Size	
	200mm	250mm
	300mm	370mm
	470mm	570mm



Plain back panel	Size	
	L 665/1000/1250mm	
	H 400mm	300mm
	H 200mm	100mm



Item	Size
Perforated back panel	665 x 400mm
	1000 x 400mm
	1250 x 400mm



Item	Size
Key hole back panel	1000 x 400mm



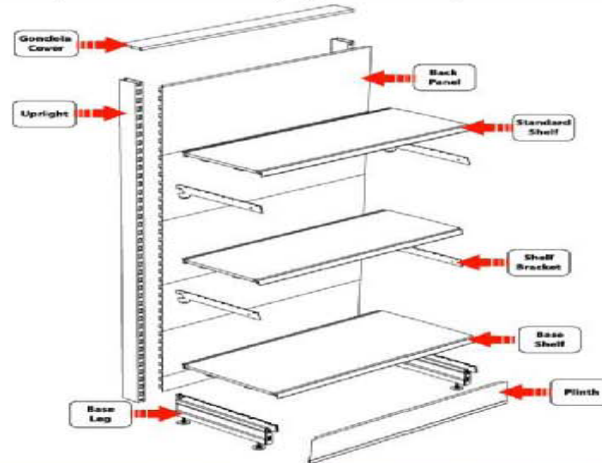
Item	Size
Bracket	L200mm , 250mm
	3.0mm
	2.5mm available



Item	Size
Bracket	L300mm , 370mm
	3.0mm



Item	Size
Bracket	L 470mm 2H
	L 470mm 3H
	L 570mm 3H





# GONDOLA SHELVING

Manila Office:

747 Aurora  
Boulevard,  
Quezon City

Telefax:

727-9490  
727-9491  
727-6122

Plant:

LIIP,  
Mamplasan  
Biñan, Laguna



Item	Size
<b>Gondola cover</b>	L 665/1000/1250mm
	D 60 / 80 / 90mm



Item	Size
<b>Shelf</b>	665/1000/1250mm
	D 200/250/300mm
	D 370/470/570mm



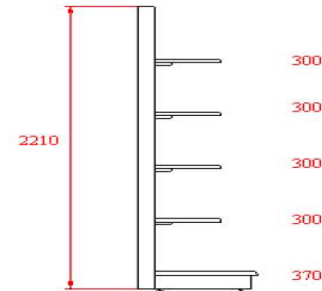
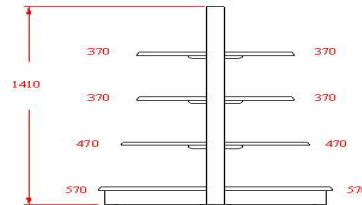
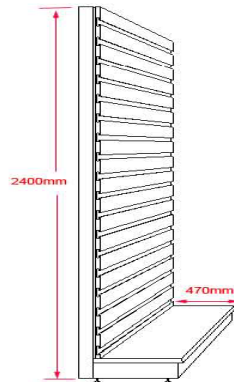
Item	Size
<b>Wire front</b>	



Item	Size
<b>Wire divider</b>	



Item	Size
<b>Ticket strip</b>	L 665 mm
	L 1000 mm
	L 1250 mm



# GONDOLA SHELVING

Standard steel panel Gondola SUN-02

Manila Office:

747 Aurora  
Boulevard,  
Quezon City

Telefax:

727-9490  
727-9491  
727-6122

Plant:

LIIP,  
Mampusan  
Biñan, Laguna



Item	Specification ( L x W x H )	Detailed material				Capacity
		Upright	Plain back	Perforated back	Shelf	
Single side	1000 x 500 x 2000	40x80x2.0	0.6 / 0.7mm	1.2mm	0.7 / 0.8mm	120kg
	1200 x 600 x 2000	40x80x2.5	0.6 / 0.7mm	1.2mm	0.7 / 0.8mm	150kg
Double side	1000 x 1000 x 2000	40x80x2.0	0.6 / 0.7mm	1.2mm	0.7 / 0.8mm	120kg
	1200 x 1200 x 2000	40x80x2.5	0.6 / 0.7mm	1.2mm	0.7 / 0.8mm	150kg
End unit	1000 x 500 x 2000	40x80x2.0	0.6 / 0.7mm	1.2mm	0.7 / 0.8mm	120kg
	1200 x 600 x 2000	40x80x2.5	0.6 / 0.7mm	1.2mm	0.7 / 0.8mm	150kg

 Welded base / Dismountable base are available.

 Sizes / colors can be customized.



# GONDOLA SHELVING

Manila Office:

747 Aurora  
Boulevard,  
Quezon City

Telefax:

727-9490  
727-9491  
727-6122

Plant:

LIIP,  
Mamplasan  
Biñan, Laguna



Item	Specification ( L x W x H )	Detailed material			Capacity
		Upright	Wire back	Shelf	
Single side	1000 x 500 x 2000	40x80x 2.0	50 x 50mm	0.7 / 0.8mm	120kg
	1200 x 600 x 2000	40x80x 2.5	50 x 50mm	0.7 / 0.8mm	150kg
Double side	1000 x 1000 x 2000	40x80x 2.0	50 x 50mm	0.7 / 0.8mm	120kg
	1200 x 1200 x 2000	40x80x 2.5	50 x 50mm	0.7 / 0.8mm	150kg
End unit	1000 x 500 x 2000	40x80x 2.0	50 x 50mm	0.7 / 0.8mm	120kg
	1200 x 600 x 2000	40x80x 2.5	50 x 50mm	0.7 / 0.8mm	150kg

Welded base / Dismountable base are available.

Sizes / colors can be customized.

Wire mesh back fixed to upright with screws.



# GONDOLA SHELVING

**Manila Office:**

747 Aurora  
Boulevard,  
Quezon City

**Telefax:**

727-9490  
727-9491  
727-6122

**Plant:**

LIIP,  
Mamplisan  
Biñan, Laguna



Item	Specification ( L x W x H )	Detailed material				Capacity
		Upright	Plain back	Perforated back	Shelf	
Single side	900 x 450 x 1500 → 2100mm	30x70x1.5 (2.0/2.5mm)	0.6 / 0.7mm	0.8 / 1.0 / 1.2mm	0.7 / 0.8mm	80 - 120kg
	1200 x 900 x 1500 → 2100mm		0.6 / 0.7mm	0.8 / 1.0 / 1.2mm	0.7 / 0.8mm	
Double side	900 x 450 x 1500 → 2100mm		0.6 / 0.7mm	0.8 / 1.0 / 1.2mm	0.7 / 0.8mm	
	1200 x 900 x 1500 → 2100mm		0.6 / 0.7mm	0.8 / 1.0 / 1.2mm	0.7 / 0.8mm	
End unit	900 x 450 x 1500 → 2100mm		0.6 / 0.7mm	0.8 / 1.0 / 1.2mm	0.7 / 0.8mm	
	1200 x 450 x 1500 → 2100mm		0.6 / 0.7mm	0.8 / 1.0 / 1.2mm	0.7 / 0.8mm	

- High base for easy cleaning.
- Sizes / colors can be customized.



# LIGHT DUTY SHELVING

**Manila Office:**

747 Aurora  
Boulevard,  
Quezon City

**Telefax:**

727-9490  
727-9491  
727-6122

**Plant:**

LIIP,  
Mamplisan  
Biñan, Laguna

Light duty shelving for convenient stores

Hump back infill panel SUN-05



Wire mesh infill panel SUN-06



■ Different sizes can be customized according to customer's requirement.



# HEAVY DUTY SHELVING

## Manila Office:

747 Aurora  
Boulevard,  
Quezon City

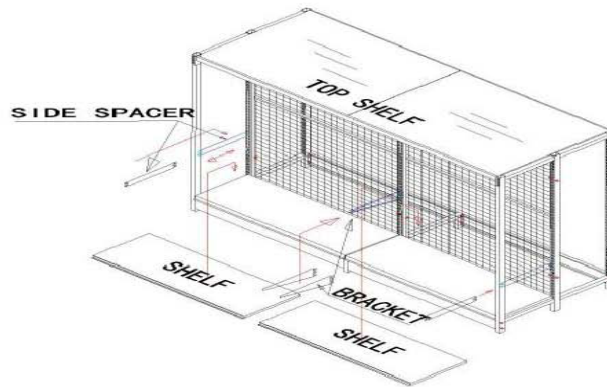
## Telefax:

727-9490  
727-9491  
727-6122

## Plant:

LIIP,  
Mamplisan  
Biñan, Laguna

Heavy duty shelving SUN-07



- Stronger structures
- Wire back / plain back panel / perforated panels are available.
- Mostly used for placing various bottles, wines, oil cans.
- Dimensions can be customized



# DEXION COMPATIBLE

## Dexion compatible Angle shelving

The slot angle shelving is one of the most versatile general construction systems. It can be used for a whole host of applications including specialist shelving, racks, trolleys, benches, mountings, jigs, suspension systems, security caging, fire cavities and support frameworks. In fact anywhere, a sturdy and tailor-made structure is required. Slotted Angle is easy to assemble just cut and bolt together to make strong, rigid structures

### Manila Office:

747 Aurora  
Boulevard,  
Quezon City

### Telefax:

727-9490  
727-9491  
727-6122

### Plant:

LIIP,  
Mamplisan  
Biñan, Laguna

 Adjust layer height easy



 Versatile structure

 Economic and easy Build, quick installation

What you need to do is fix the bolt and nut between the post and shelf.



 Different sizes available

**Post:** H35x35x1.8mm H1829mm (72") H1905mm (75") H2134mm (84") H2438mm (96")

**Unit length:** L 914mm (36") L 762mm (30") L 1067mm (42") L 1220mm (48")

**depth:** D 305mm (12") D 381mm (15") D 457mm (18") D 610mm (24")

\* Special size can be customized



# RIVET BOLTLESS SHELVING

Manila Office:

747 Aurora

Boulevard,

Quezon City

Telefax:

727-9490

727-9491

727-6122

Plant:

LIP,  
Mamplisan  
Biñan, Laguna

## Rivet boltless shelving



### Rivet Shelving - Single

Single Rivet Shelving is engineered to provide safe, economical storage of virtually any kind of hand loaded material. Starter and add-on units combine to form economical rows of shelving. Rigid, boltless connection between beams and posts. Top and bottom shelves are double rivet and assemble easily without tools. Common tee post between units assures additional rigidity. Easy access to contents from all sides. Braces not necessary. Shelves adjust on 1-1/2" centers. Particleboard decking sold separately. Optional heavy single rivet beams available.

### Rivet Shelving - Double


Provide an economical solution for the storage of retail, wholesale, or industrial goods. Standard and heavy beams are available depending on your load requirements. Starters and add-on's all include standard beams. For heavy beams use component parts. Shelves adjust in 1-1/2" increments. Decking and center supports are sold separately.



37 x 37mm Angle post



47 x 47mm Heavy angle post



Tee post



X post



SR beam



DR beam



DC Beam



ZR beam



SD Support



Low Profile Double Rivet Beam



Tie plate



Foot plate





# CUSTOM MADE SHELVING

We manufactured for customer's design ( Not for sell )

**Manila Office:**

747 Aurora  
Boulevard,  
Quezon City

**Telefax:**

727-9490  
727-9491  
727-6122

**Plant:**

LIIP,  
Mamplasan  
Biñan, Laguna



# MADIX COMPACIBLE GONDOLA

**Manila Office:**

747 Aurora  
Boulevard,  
Quezon City

**Telefax:**

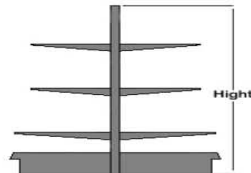
727-9490  
727-9491  
727-6122

**Plant:**

LIIP,  
Mamplasan  
Biñan, Laguna

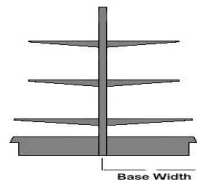
**Madix Compatible Gondola**

Gondola Shelving is a great store fixture designed especially to display all types of merchandise for all types of stores such as: Hardware Store, Clothing Store, Beauty Supply Store, Convenience Store, Retail Store, Grocery Store, Pet Store, Toy Store, and more.



**Gondola Heights are available in:**

- |           |           |
|-----------|-----------|
| 36 Inches | 70 Inches |
| 42 Inches | 72 Inches |
| 48 Inches | 78 Inches |
| 54 Inches | 84 Inches |
| 60 Inches | 90 Inches |
| 66 Inches | 96 Inches |



**Gondola Base Widths are available in:**

- |           |           |
|-----------|-----------|
| 12 Inches | 20 Inches |
| 14 Inches | 22 Inches |
| 16 Inches | 24 Inches |
| 18 Inches | 30 Inches |

Choose the Gondola height that best suites your needs as far as visibility and so on.



# SHELF

**Manila Office:**

747 Aurora  
Boulevard,  
Quezon City

**Telefax:**


727-9490  
727-9491  
727-6122

**Plant:**

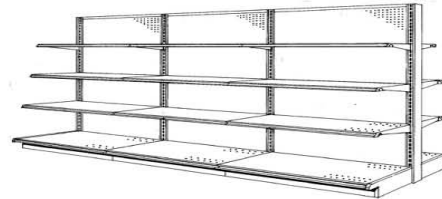
LIIP,  
Mamplisan  
Biñan, Laguna

**Shelf :** Our shelves and shelving are strong and versatile. Each shelf has slim sturdy, multi-position steel brackets that allow the shelf to be used in multiple merchandising arrangements. The shelf diversity provides increased product visibility while reducing the wasted space caused by bulky brackets.

Item	Size	Weight (KG)
Base Deck	12"x36" , 0.8mm Thickness	3.35
	14"x36" , 0.8mm Thickness	3.91
	16"x36" , 0.8mm Thickness	4.45
	18"x36" , 0.8mm Thickness	4.86
	20"x36" , 0.8mm Thickness	5.79
	22"x36" , 0.8mm Thickness	6.17
	12"x48" , 0.8mm Thickness	4.45
	14"x48" , 0.8mm Thickness	5.20
	16"x48" , 0.8mm Thickness	5.93
	18"x48" , 0.8mm Thickness	6.51
	20"x48" , 0.8mm Thickness	7.75
	22"x48" , 0.8mm Thickness	8.21



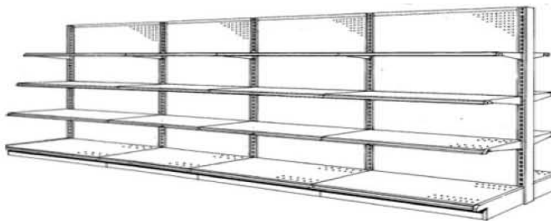
**12' Gondola Double Sided Shelf Section**



- Aisle 12' Long X 54" High with a 16" Lower Shelf
- Aisle 12' Long X 54" High with a 18" Lower Shelf
- Aisle 12' Long X 60" High with a 16" Lower Shelf
- Aisle 12' Long X 60" High with a 18" Lower Shelf
- Row of 16" Deep Shelves on Both Sides
- Row of 18" Deep Shelves on Both Sides

12' Section includes 6 lower shelves, 4 uprights, 8 base shoes, 6 perforated backs, 6 kick-plates, and 4 base shoe covers, 3 upper spanners, 3 center spanners, and 4 lower spanners.

**16' Gondola Double Sided Shelf Section**



- Aisle 16' Long X 54" High with a 16" Lower Shelf
- Aisle 16' Long X 54" High with a 18" Lower Shelf
- Aisle 16' Long X 60" High with a 16" Lower Shelf
- Aisle 16' Long X 60" High with a 18" Lower Shelf
- 16' Row of 16" Deep Shelves on Both Sides
- 16' Row of 18" Deep Shelves on Both Sides

16' Section includes 8 lower shelves, 5 uprights, 10 base shoes, 8 perforated backs, 8 kick-plates, and 4 base shoe covers, 4 upper spanners, 4 center spanners, and 4 lower spanners.

